

Taxable Municipal Bond Series

TICKER: DUTMX



Annual Shareholder Report: June 30, 2024

This annual shareholder report contains important information about the Taxable Municipal Bond Series (the "Fund") for the period of July 1, 2023 to June 30, 2024 (the "reporting period"). You can find additional information about the Fund at www.dupree-funds.com/documents. You can also request this information by contacting us at (800) 866-0614 or info@dupree-funds.com.

This report describes changes to the Fund that occurred during the reporting period.

What were the Fund costs for the last year?

(Based on a hypothetical \$10,000 investment)

The below table explains the costs that you would have paid within the reporting period.

Fund (Class)	Costs of a \$10,000 investment	Costs paid as a percentage of a \$10,000 investment
Taxable Municipal Bond Series	\$70	0.70%

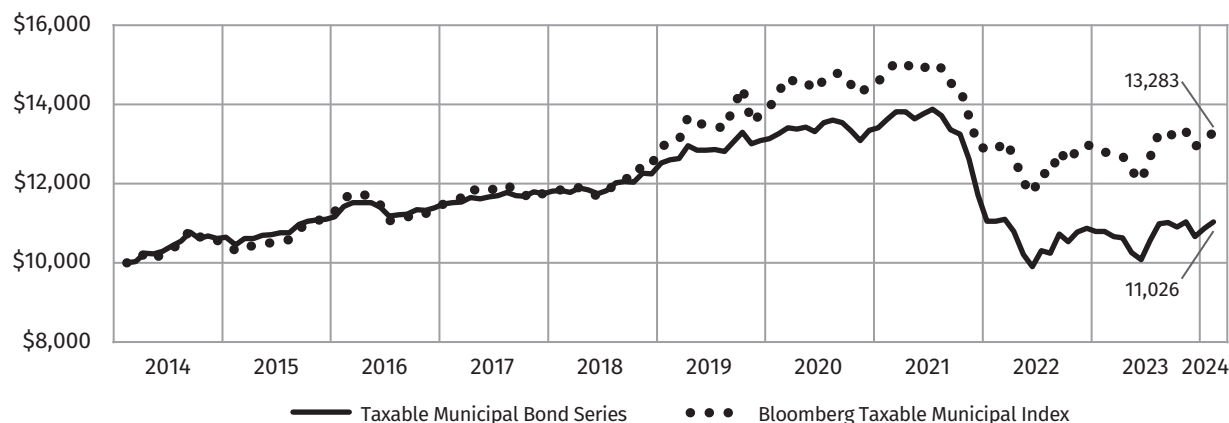
How did the Fund perform last year?

Yields increased across the taxable municipal yield curve during the reporting period. Shorter-dated, lower-rated taxable municipal bonds generally outperformed longer-dated, higher-rated bonds during the reporting period. The Fund provided a total return of 2.25% during the reporting period which was lower than the Bloomberg Taxable Municipal Bond Index ("Taxable Muni Index") which returned 3.81%. The Fund's underperformance was due primarily to the fact that it held fewer lower-rated credits and had a longer duration than the Taxable Muni Index.

During the reporting period, the Fund's use of its current investment strategy did not cause the performance to deviate materially from the manager's expectations. We do not plan to change the investment strategy of the Fund substantially in the upcoming year.

How has the Fund historically performed?

The following graph compares the initial and subsequent account values at the end of each of the most recently completed 10 fiscal years of the Fund. It assumes a \$10,000 initial investment at the beginning of the first fiscal year in an appropriate broad-based securities market index for the same period.



The Bloomberg Taxable Municipal Index tracks performance of investment-grade fixed income securities issued by state and local governments whose income is not exempt from tax, issued generally to finance a project or activity that does not meet certain “public purpose/use” requirements. The index is unmanaged and reflects no expenses. It is not possible to invest directly in an index.

Average annual total return values (as of June 30, 2024):

	1 Year	5 Years	10 Years
Taxable Municipal Bond Series	2.25%	(2.63)%	0.98%
Bloomberg Taxable Municipal Bond Index	3.81%	0.34%	2.88%

The Fund’s past performance is not a good predictor of the Fund’s future performance.

The graph and table do not reflect the deduction of taxes that a shareholder would pay on fund distributions or redemption of fund shares.

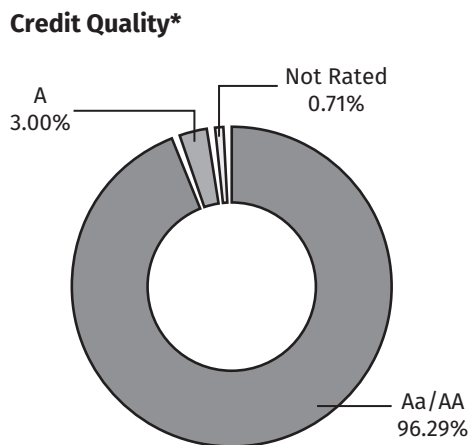
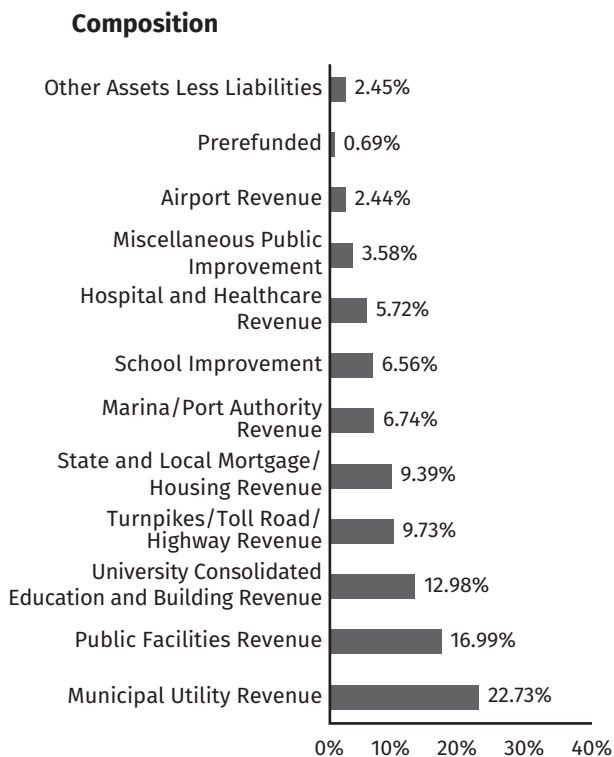
What are the Key Fund statistics you should know?

The following table outlines key Fund statistics that you should pay attention to:

Fund’s net assets	\$3,505,759
Total number of portfolio holdings	19
Net advisory fees paid	\$ -0-
Portfolio turnover rate as of the end of the reporting period	12.53%

What is the Fund invested in?

The tables and charts below show the investment makeup of the Fund, representing the percentage of total net assets of the Fund.



Ratings have been assigned by a Nationally Recognized Statistical Rating Organizations (“NRSRO”). All ratings are by Moody’s Ratings, an NRSRO, unless noted otherwise. Moody’s Ratings was selected because it is recognized as a leading NRSRO that offers a transparent and reliable rating process for debt instruments. See Schedules of Portfolio Investments for individual bond ratings. Visit our website at www.dupree-funds.com/documents.

How can you get additional information about the Fund?

Additional information is available on the Fund’s website (www.dupree-funds.com/documents), including the following:

Prospectus

Fund Financial Information

Fund Holdings

Householding

In order to reduce expenses, we will deliver a single copy of prospectuses, proxies, financial reports, and other communications to shareholders with the same residential address, provided they have the same last name or we reasonably believe them to be members of the same family. Unless we are notified otherwise, we will continue to send you only one copy of these materials for as long as you remain a shareholder of the Fund. If you would like to receive individual mailings, please call (800) 866-0614, and we will begin sending you separate copies of these materials within 30 days after we receive your request.

Dupree

Mutual Funds

P.O. Box 1149 • Lexington, Kentucky • 40588-1149

PRSR STD
U.S. POSTAGE
PAID
LEXINGTON, KY
PERMIT NO. 113