

# Intermediate Government Bond Series

TICKER: DFIGX



## Annual Shareholder Report: June 30, 2024

This annual shareholder report contains important information about the Intermediate Government Bond Series (the “Fund”) for the period of July 1, 2023 to June 30, 2024 (the “reporting period”). You can find additional information about the Fund at [www.dupree-funds.com/documents](http://www.dupree-funds.com/documents). You can also request this information by contacting us at (800) 866-0614 or [info@dupree-funds.com](mailto:info@dupree-funds.com).

**This report describes changes to the Fund that occurred during the reporting period.**

### What were the Fund costs for the last year?

*(Based on a hypothetical \$10,000 investment)*

The below table explains the costs that you would have paid within the reporting period.

Fund (Class)	Costs of a \$10,000 investment	Costs paid as a percentage of a \$10,000 investment
Intermediate Government Bond Series	\$70	0.70%

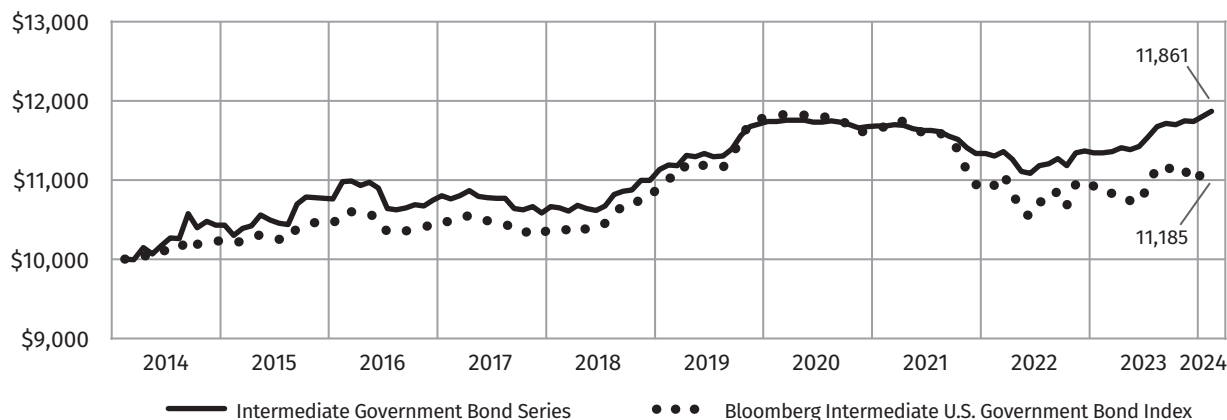
### How did the Fund perform last year?

Yields increased across the taxable yield curve during the reporting period. Shorter-dated taxable bonds generally outperformed longer-dated bonds during the reporting period. The Fund provided a total return of 4.58% during the reporting period which was higher than the Bloomberg Intermediate Government Bond Index (“Gov Bond Index”) which returned 3.40%. The Fund’s outperformance was due primarily to the fact that it had a shorter duration than the Gov Bond Index.

During the reporting period, the Fund’s use of its current management strategy did not cause the performance to deviate materially from the manager’s expectations. We do not plan to change the investment strategy of the Fund substantially in the upcoming year.

## How has the Fund historically performed?

The following graph compares the initial and subsequent account values at the end of each of the most recently completed 10 fiscal years of the Fund. It assumes a \$10,000 initial investment at the beginning of the first fiscal year in an appropriate broad-based securities market index for the same period.



The Bloomberg Intermediate U.S. Government Bond Index tracks U.S. Treasury and U.S. Agency obligations with nominal maturities between one and ten years. The index is unmanaged and reflects no expenses. It is not possible to invest directly in an index.

Average annual total return values (as of June 30, 2024):

	1 Year	5 Years	10 Years
Intermediate Government Bond Series	4.58%	1.18%	1.72%
Bloomberg Intermediate U.S. Government Bond Index	3.40%	0.29%	1.11%

### The Fund's past performance is not a good predictor of the Fund's future performance.

*The graph and table do not reflect the deduction of taxes that a shareholder would pay on fund distributions or redemption of fund shares.*

## What are the Key Fund statistics you should know?

The following table outlines key Fund statistics that you should pay attention to:


Fund's net assets	\$9,698,809
Total number of portfolio holdings	18
Net advisory fees paid	\$ 900
Portfolio turnover rate as of the end of the reporting period	26.47%

---

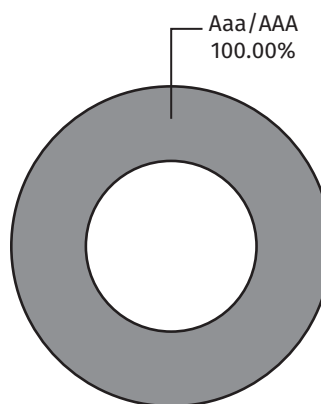
## What is the Fund invested in?

The tables and charts below show the investment makeup of the Fund, representing the percentage of total net assets of the Fund.

### Composition



### Credit Quality\*



Ratings have been assigned by a Nationally Recognized Statistical Rating Organizations (“NRSRO”). All ratings are by Moody’s Ratings, an NRSRO, unless noted otherwise. Moody’s Ratings was selected because it is recognized as a leading NRSRO that offers a transparent and reliable rating process for debt instruments. See Schedules of Portfolio Investments for individual bond ratings. Visit our website at [www.dupree-funds.com/documents](http://www.dupree-funds.com/documents).

---

## How can you get additional information about the Fund?

Additional information is available on the Fund’s website ([www.dupree-funds.com/documents](http://www.dupree-funds.com/documents)), including the following:

**Prospectus**

**Fund Financial Information**

**Fund Holdings**

---

## Householding

In order to reduce expenses, we will deliver a single copy of prospectuses, proxies, financial reports, and other communications to shareholders with the same residential address, provided they have the same last name or we reasonably believe them to be members of the same family. Unless we are notified otherwise, we will continue to send you only one copy of these materials for as long as you remain a shareholder of the Fund. If you would like to receive individual mailings, please call (800) 866-0614, and we will begin sending you separate copies of these materials within 30 days after we receive your request.

# Dupree

Mutual Funds

P.O. Box 1149 • Lexington, Kentucky • 40588-1149

PRSR STD  
U.S. POSTAGE  
PAID  
LEXINGTON, KY  
PERMIT NO. 113