

Dupree KY Tax-Free Income KYTFX

Benchmark
Bloomberg Municipal 1-15 Yr TR USD

Overall Morningstar Rating™
★★★★

Morningstar Return
Above Average

Morningstar Risk
Above Average

Out of 122 Muni Single State Interm funds. An investment's overall Morningstar Rating, based on its risk-adjusted return, is a weighted average of its applicable 3-, 5-, and 10-year Ratings. See disclosure page for details.

Investment Objective & Strategy

From investment's prospectus

The investment seeks a high and stable level of income exempt from federal and Kentucky personal income taxes derived from Kentucky municipal securities without incurring undue risk to principal.

The fund seeks to provide a steady flow of tax-exempt income derived from Kentucky municipal securities of investment grade quality (those rated BBB or Baa or higher by U.S. nationally recognized rating services at the time of purchase) with a weighted average nominal maturity normally greater than 10 years. The interest earned on these securities, in the opinion of bond counsel for the issuer, is exempt from federal and state taxation in the state of Kentucky.

Fees and Expenses as of 11-01-23

Prospectus Net Expense Ratio	0.60%
Total Annual Operating Expense	0.60%
Maximum Sales Charge	—
12b-1 Fee	0.00%
Redemption Fee/Term	—

Waiver Data	Type	Exp. Date	%
—	—	—	—

Operations and Management

Fund Inception Date	07-03-79
Portfolio Manager(s)	Vincent Harrison Brian Tibe
Name of Issuer	Dupree
Telephone	800-866-0614
Web Site	www.dupree-funds.com

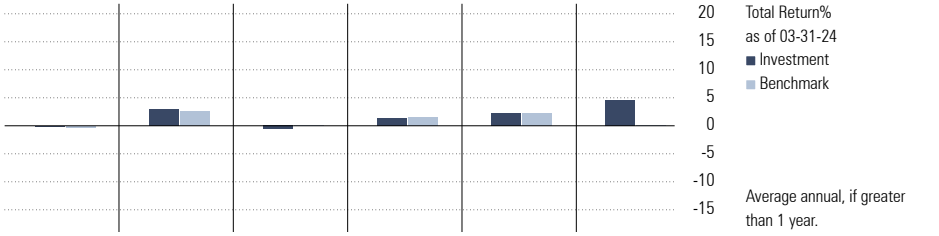
Benchmark Description: Bloomberg Municipal 1-15 Yr TR USD

The index measures the performance of USD-denominated long-term tax exempt bond market with maturities of 1-15 years, including state and local general obligation bonds, revenue bonds, insured bonds, and prerefunded bonds.

Category Description: Muni Single State Interm

Muni single-state intermediate portfolios invest in bonds issued by state and local governments to fund public projects. The income from such bonds is generally free from federal taxes and from state taxes in the issuing state. To get the state-tax benefit, these portfolios buy bonds from only one state. These portfolios have durations of 4.0 to 6.0 years (or average maturities of five to 12 years).

Performance




	YTD	1 Year	3 Year	5 Year	10 Year	Since Inception	
Fund Return %	-0.16	3.01	-0.55	1.29	2.15	4.61	Fund Return %
Load-Adj. Return %	-0.16	3.01	-0.55	1.29	2.15	4.61	Load-Adj. Return %
Benchmark Return %	-0.29	2.62	-0.04	1.60	2.32	—	Benchmark Return %
Category Average %	-0.25	2.21	-0.89	0.81	1.80	4.02	Category Average %
Morningstar Rating™	—	—	★★★★	★★★★	★★★★	—	Morningstar Rating™
# of Funds in Category	—	—	122	120	105	—	# of Funds in Category

Quarter End Returns as of 03-31-24	YTD	1 Year	3 Year	5 Year	10 Year	Since Inception
Fund Return %	-0.16	3.01	-0.55	1.29	2.15	4.61
Standardized Return %	-0.16	3.01	-0.55	1.29	2.15	4.61

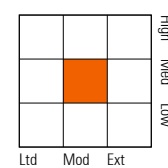
Performance Disclosure: The performance data quoted represents past performance and does not guarantee future results. The investment return and principal value of an investment will fluctuate; thus an investor's shares, when redeemed, may be worth more or less than their original cost. Current performance may be lower or higher than return data quoted herein. For performance data current to the most recent month-end please visit the website listed under Operations and Management on this page.

Portfolio Analysis as of 02-29-24

Composition as of 02-29-24



Morningstar Fixed Income Style Box™ as of 12-31-23



Avg Eff Duration	4.68
Avg Eff Maturity	4.38
Avg Wtd Price	101.68

Top 10 Holdings as of 02-29-24

Security	% Assets
KENTUCKY ST PPTY & BLDG 5.25% 06-01-42	2.39
LOUISVILLE & JEFFERSON CNT 3% 05-15-44	2.35
UNIVERSITY KY GEN RCPTS 4% 10-01-36	2.19
KENTUCKY ST PPTY & BLDGS C 5% 04-01-36	2.05
KENTUCKY ST PPTY & BLDGS C 5% 04-01-34	1.98
KENTUCKY ST PPTY & BLDG 5.25% 06-01-40	1.51
UNIVERSITY KY GEN RCPTS 4% 10-01-38	1.47
FAYETTE CNTY KY SCH DIST F 5% 08-01-32	1.46
KENTUCKY ST PPTY & BLDGS C 5% 05-01-35	1.44
KENTUCKY ST PPTY & BLDGS C 5% 05-01-36	1.44

Total Number of Stock Holdings	0
Total Number of Bond Holdings	306
Annual Turnover Ratio %	10.67
Total Fund Assets (\$mil)	757.05

Morningstar Sectors as of 02-29-24

Sector	% Fund	% Category
Government	0.00	0.02
Corporate	0.12	0.53
Securitized	0.00	1.00
Municipal	99.83	96.57
Cash/Cash Equivalents	0.05	1.88
Derivative	0.00	0.00

Credit Analysis as of 12-31-23



Principal Risks as of 02-29-24

Credit and Counterparty, Prepayment (Call), Loss of Money, Not FDIC Insured, Country or Region, U.S. State or Territory-Specific, Active Management, Income, Interest Rate, Market/Market Volatility, Municipal Obligations, Leases, and AMT-Subject Bonds, Other, Tax-Exempt Securities